



*Safe Shores - The DC
Children's Advocacy Center*

Annual Report

FISCAL YEARS 2020 AND 2021

 ***Responding to the Unexpected***


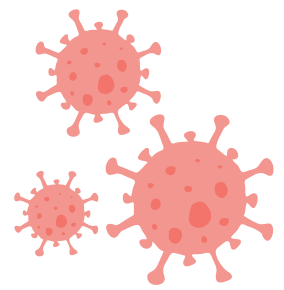


Table of Contents

<i>The Impact of COVID-19</i>	4
<i>Youth Advocacy Initiative</i>	8
<i>Strategic Planning</i>	9
<i>Program Impact</i>	10
<i>Family Advocacy Services</i>	11
<i>Clinical Services</i>	12
<i>Prevention and Outreach</i>	13
<i>Forensic Services</i>	14
<i>MDT Advancement and Support</i>	16
<i>Board of Directors</i>	17
<i>Audited Financials for FY2020</i>	18
<i>Audited Financials for FY2021</i>	19




Responding to Unprecedented Times

THE IMPACT OF THE COVID-19 PANDEMIC

In March 2020, it seemed as though the entire world had abruptly stopped. The World Health Organization officially declared COVID-19 a pandemic, and people responded accordingly, with governments implementing shutdowns and issuing stay-at-home orders. Safe Shores followed suit, prioritizing client and staff safety and beginning to shift all in-person services to telework.

Within six weeks, Safe Shores had successfully transitioned our services to be completely online. This process surfaced numerous challenges that needed creative and client-focused solutions. ***Our staff took these on with the mission in mind, knowing the need for our services would be stark, as always.***



Safe Shores' Forensic Services program was at the forefront of setting best practices for virtual interviews by working with researchers and the National Children's Alliance.

Forensic Interviews were held via Zoom, with clients in our bright and child-friendly space, safely speaking to an Interviewer using an iPad. Client Advocates would check in with non-offending caregivers using similar processes and stay connected with them through all types of virtual means.

Within the same six weeks, the Clinical Services Program moved all therapy sessions to telehealth.

Without the structure and supplies in-person sessions allowed, like our sand tray and art therapy rooms, clinicians had to think outside of the box to make therapy accessible and impactful for the children we serve.

Some clinicians used puppets like “Rexie” in their virtual sessions to broach hard topics or mailed art supplies to clients’ homes so they could do virtual art therapy exercises.



Rexie





Our teams launched online community outreach and prevention services throughout the next year.


Safe Shores Prevention and Outreach team worked with Darkness to Light to offer Stewards of Children® and other supplemental trainings online. Our bi-weekly Coffee for Kids tour also went virtual.




With such drastically different times, the ways we asked our community for support throughout the year had to look different, too.

With school being completely online, our community helped raise funds during Pack2School for computers so the children we serve could access their virtual classes. We forwent wrapping parties and gift lists during Holiday Giving, opting to provide caregivers with e-gift cards for the season instead.





The pandemic had a glaring impact on the reports of suspected abuse and neglect nationwide, which was felt in DC as well. Social isolation and online school **saw reports in the District drop a staggering 62%** from the pandemic's beginning to the end of the 2019-2020 school year compared to the same period in 2019.



In April 2021, following the Center for Disease Control's guidance and the release of the COVID-19 vaccine, Client Advocacy Services and Forensic Services staff **began the transition back to in-person services with an abundance of safety precautions.** Clinicians offered therapy sessions using a hybrid approach, serving clients both virtually and in person while Forensic Services transitioned to having all Forensic Interviews in person.





Implementing the Youth Advocacy Initiative

SEXUAL ASSAULT VICTIMS' RIGHTS ACT OF 2019

In May 2021, Safe Shores officially implemented the Sexual Assault Victims' Rights Act of 2019 through the Youth Advocacy Initiative.

SAVRAA gives youth ages 13 to 17 who have been sexually assaulted in DC the right to an advocate. Safe Shores' Youth Advocate Specialists help teens know their rights and can provide information, referrals, safety planning, emotional support, and more for as long as the teen needs.

When a teen calls the DC Victim Hotline, they are connected with a Safe Shores Youth Advocate Specialist. They can rely on their advocate for support, like having their advocate accompany them to any medical appointments or helping them set up therapy. The Client Advocacy Program has grown by hiring three Youth Advocate Specialists and a Youth Advocate Coordinator.

2020 Vision – Strategic Planning

In 2020 and 2021, Safe Shores staff, board members, and other key stakeholders began the strategic planning process once more.

In small groups, teams, informational interviews, and large all-staff meetings, goals and intentions were set and laid out in a three-year working plan. The overarching question that we set out to answer was “What does better look like?” Our staff had witnessed an unexpected and unprecedented year that had, at times, highlighted in stark contrast how our systems needed to grow and expand to better serve the children and families of DC. With this in mind, staff set goals to expand services to create greater access for more children.

The plan outlines several goals for the next three fiscal years, including a purposeful focus on increasing accessibility to our services for more children by expanding our Clinical Services Program.

Additionally, the plan includes an increased focus on child abuse prevention, including the intention to become the DC chapter of Prevent Child Abuse America, and potentially expanding training offerings through the federally funded Healthy Relationships Project.

You can read the full strategic plan here.



Program Impact

FY 20 FISCAL YEAR 2020

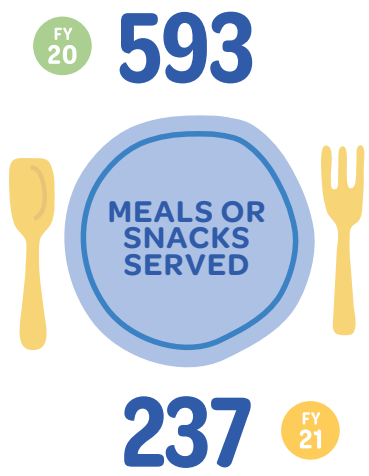
FY 21 FISCAL YEAR 2021

Throughout the start of the COVID-19 Pandemic and beyond, Safe Shores continued to deliver comprehensive and coordinated services for children and families affected by physical and sexual abuse in Washington DC.

FY 20 845



829 FY 21




Family Advocacy Services
PROGRAM IMPACT

FY 20 FY 21



FY 20

1095




1425

FY 21

THERAPY SESSIONS

FY 20

53



88

FY 21

Clinical Services

PROGRAM IMPACT

FY 20

FY 21

FY 20

46



35

FY 21

NEW CLIENTS ENROLLED

FY 20

291




CASE MANAGEMENT SESSIONS

308

FY 21

FY 20

1478



1565

FY 21

CONSULTATION SESSIONS WITH CAREGIVERS OF CHILDREN IN THERAPY

Prevention and Outreach

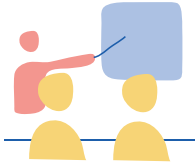
PROGRAM IMPACT

FY 20

FY 21

FY 20

897



1043

FY 21

ADULTS TRAINED
IN STEWARDS OF
CHILDREN®

FY 20

87



147

FY 21

ADULTS ATTENDED
SUPPLEMENTAL
DARKNESS TO
LIGHT TRAININGS

FY 20

17

IN SPANISH

15

FY 21



CAREGIVER
SUPPORT
SESSIONS

Caregiver
Support
Group

FY 20

16

IN ENGLISH

16

FY 21

Forensic Services

PROGRAM IMPACT

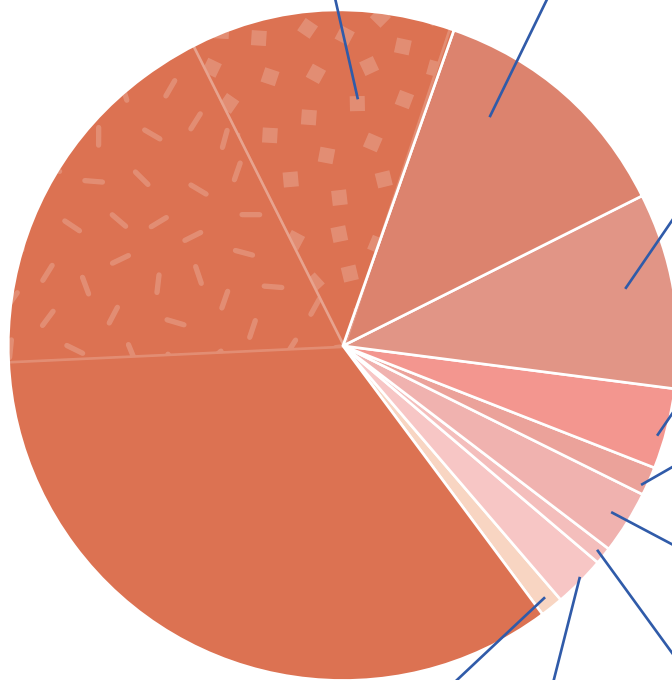
FY 20 FY 21

216 WITH SEXUAL ABUSE ALLEGATIONS

- 112** ADULT OFFENDERS
- 60** JUVENILE OFFENDERS
- 44** BOTH/UNKNOWN

40 WITH PHYSICAL ABUSE ALLEGATIONS

- 34** ADULT OFFENDERS
- 1** JUVENILE OFFENDERS
- 5** BOTH/UNKNOWN



31 SIBLING PRECAUTIONARY (SEXUAL ABUSE)

13 SIBLING PRECAUTIONARY (PHYSICAL ABUSE)

5 PRECAUTIONARY INTERVIEWS

10 CHILD WITNESSES TO OTHER CRIMES

3 ADULT COMPETENCIES

3 CHILD VICTIMS OF OTHER CRIMES

8 HUMAN TRAFFICKING OF MINORS

FY 20

329 FORENSIC INTERVIEWS PERFORMED

FY 21

296 FORENSIC INTERVIEWS PERFORMED

186 WITH SEXUAL ABUSE ALLEGATIONS

- 120 ADULT OFFENDERS
- 63 JUVENILE OFFENDERS
- 23 BOTH/UNKNOWN

18 WITH PHYSICAL ABUSE ALLEGATIONS

- 17 ADULT OFFENDERS
- 1 JUVENILE OFFENDERS

27 SIBLING PRECAUTIONARY (SEXUAL ABUSE)

4 SIBLING PRECAUTIONARY (PHYSICAL ABUSE)

15 PRECAUTIONARY INTERVIEWS

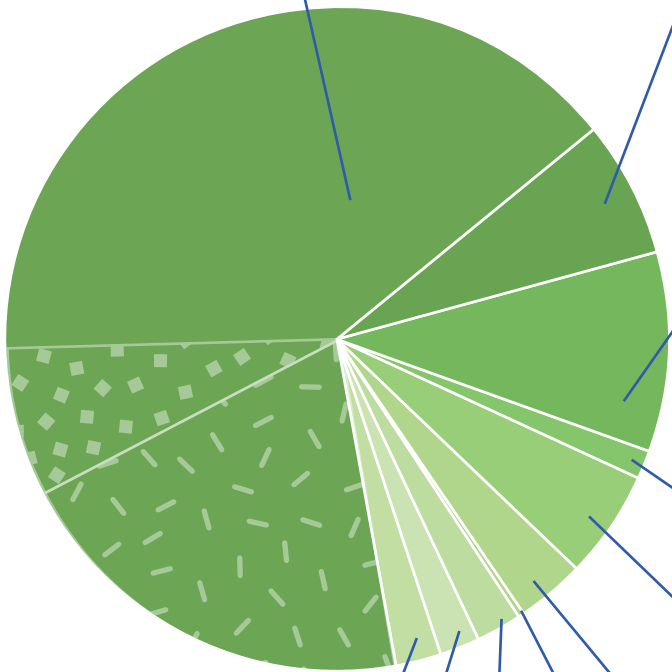
9 CHILD WITNESSES TO OTHER CRIMES

1 ADULT COMPETENCIES

6 OTHER TYPES

5 NEGLECT

6 HUMAN TRAFFICKING OF MINORS



FY 20 192

FY 21 224

SEXUAL ABUSE CASES REVIEWED

FY 20 169

FY 21 155

PHYSICAL ABUSE CASES REVIEWED

FY 20 40

FY 21 38

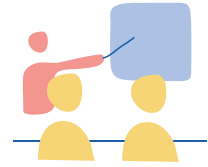
CHILD SEX TRAFFICKING CASES REVIEWED

MDT Advancement and Support

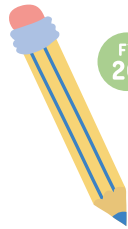
PROGRAM IMPACT

FY 20

FY 21



FY 21 **87** PARTICIPANTS IN JOINT TRAINING



FY 20

5
MDT SCHOLARSHIPS AWARDED



FY 20

134



132

FY 21

CHILDREN WHO RECEIVED SCHOOL SUPPLIES
PACK2SCHOOL

Seasonal Drives

FY 20

349



186

FY 21

CHILDREN WHO RECEIVED HOLIDAY GIFTS
HOLIDAY GIVING

Board of Directors

FY 20 FISCAL YEAR 2020

Executive Committee

Shana Glickfield, Chair
Walter Kim, Vice Chair
Aruna Natarajan, Secretary
Maegan Scott, At-large

Members

Henry Cashen II
Tom Cicotello
Lynn J. English
John Gilmore
Deborah Jospin
Rachel S. Kronowitz
Barbara Mullenex
Poet Taylor
Michele Booth Cole, ex officio

FY 21 FISCAL YEAR 2021

Executive Committee

Shana Glickfield, Chair
Walter Kim, Vice Chair
John Gilmore, Treasurer
Deborah Jospin, Secretary
Maegan Scott, At-large

Members

Henry Cashen II
Tom Cicotello
Lynn J. English
Aruna Natarajan
Rachel S. Kronowitz
Barbara Mullenex
Poet Taylor
Michele Booth Cole, ex officio

Audited Financials

FY
20

FISCAL YEAR 2020

Revenue and Support

Government grants	\$1,857,232
Forgiveness of Paycheck Protection Program Loan	-
Foundation and corporate support	\$871,476
Contributions	\$133,823
In-kind contributions	\$35,662
Investment income	\$75,681
Other income	\$9,040
Net assets released from restriction	-
Total Revenue and Support	\$2,982,914

Expenses

Program Services

Client Advocacy Services Program	\$595,562
Forensic Services Program	\$403,934
Clinical Services Program	\$667,701
MDT Program	\$259,428
Prevention Education	\$269,625
Other Programs	\$6,971
Total Program Services	\$2,203,221

Supporting Services

General and Administrative	\$422,788
Fundraising	\$246,281
Total Supporting Services	\$669,069
Total Expenses	\$2,872,290

Change in Net Assets	\$110,624
-----------------------------	------------------

Net Assets, Beginning of Year	\$2,367,431
--------------------------------------	--------------------

Net Assets, End of Year	\$2,478,055
--------------------------------	--------------------

Audited Financials

FY
21

FISCAL YEAR 2021

Revenue and Support

Government grants	\$2,163,721
Forgiveness of Paycheck Protection Program Loan	\$390,969
Foundation and corporate support	\$875,208
Contributions	\$153,982
In-kind contributions	\$12,562
Investment income	\$144,346
Other income	-
Net assets released from restriction	-

Total Revenue and Support **\$3,740,788**

Expenses

Program Services

Client Advocacy Services Program	\$918,952
Forensic Services Program	\$530,762
Clinical Services Program	\$823,316
MDT Program	\$365,280
Prevention Education	\$399,563
Other Programs	\$7962

Total Program Services **\$3,045,835**

Supporting Services

General and Administrative	\$171,514
Fundraising	\$282,741

Total Supporting Services **\$454,255**

Total Expenses **\$3,500,090**

Change in Net Assets **\$240,698**

Net Assets, Beginning of Year **\$2,478,055**

Net Assets, End of Year **\$2,718,753**



Safe Shores[®]
THE DC CHILDREN'S ADVOCACY CENTER

ANNUAL REPORT
2020-2021